

EBSCO 版 CARS1 用户资源访问指南

步骤①：在非校园 IP 地址的电脑中打开浏览器（谷歌浏览器、火狐浏览器、360 浏览器等）

访问 <https://search.ebscohost.com>，打开登录页面（如图 1）；

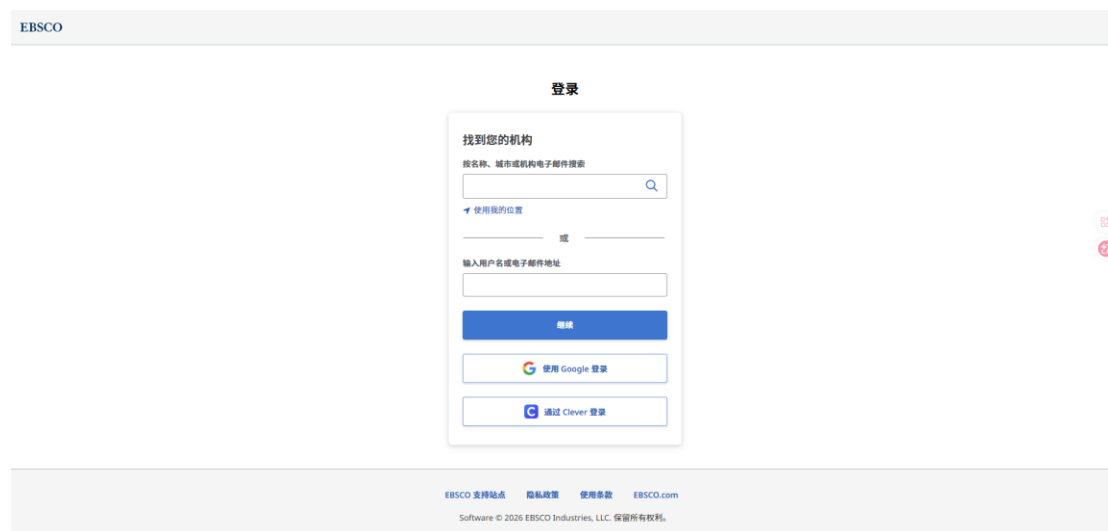


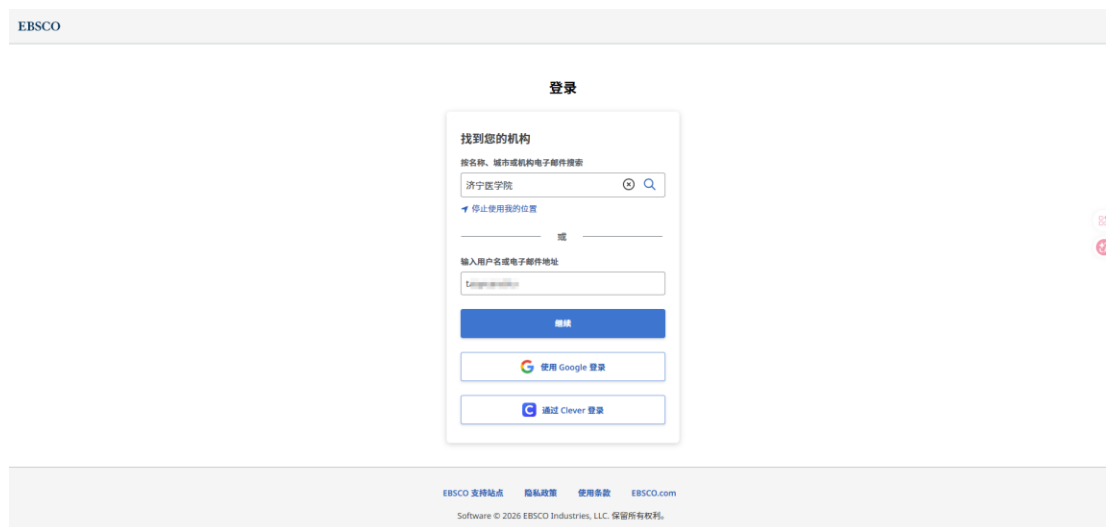
图 1

步骤②：在找到您的机构搜索框中，输入“济宁医学院”并点击放大镜图标搜索（如图 2）；



图 2

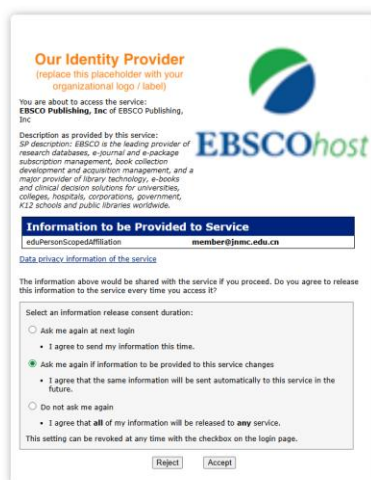
步骤③：请在“输入用户名或邮件地址”中输入您的名字，点击蓝色的继续按钮（如图 3）；



The image shows the EBSCO login interface. At the top, it says "EBSCO". Below that is a "登录" (Login) section. The main heading is "找到您的机构" (Find your institution). There are two search methods: "按名称、城市或机构电子邮件搜索" (Search by name, city, or institutional email) and "输入用户名或电子邮件地址" (Enter username or email address). The first search method has a search box containing "济宁医学院" (Jining Medical University) and a magnifying glass icon. Below it is a link "停止使用我的位置" (Stop using my location). The second search method has a search box with "E-mail address". There are three buttons: a blue "继续" (Continue) button, a "使用 Google 登录" (Sign in with Google) button, and a "通过 Clever 登录" (Sign in with Clever) button. At the bottom, there are links for "EBSCO 支持站点", "隐私政策", "使用条款", and "EBSCO.com". A copyright notice at the very bottom reads "Software © 2026 EBSCO Industries, LLC. 保留所有权利。"

图 3

步骤④：在弹出的认证窗口中，单击“Accept”按钮（如图 4）；



The image shows an authentication window titled "Our Identity Provider" with the EBSCOhost logo. It states: "You are about to access the service: EBSCO Publishing, Inc. of EBSCO Publishing, Inc." and provides a description of the service. Below this is a table titled "Information to be Provided to Service" with the following content:

eduPersonScopedAffiliation	member@jmc.edu.cn
Data privacy information of the service	

The window asks for consent to release information and offers three options for consent duration. The second option, "Ask me again if information to be provided to this service changes", is selected. At the bottom, there are "Reject" and "Accept" buttons.

图 4

步骤⑤：在接下来的页面根据需要做出选择（如图 5），然后就可以使用 EBSCO 数据库了

（图 6）；



图 5



图 6

数字资源使用免责声明

图书馆数字资源仅限本校师生个人学习与研究使用。请用户妥善保管个人账户，合理合法使用数字资源。严禁任何形式的转借账号、非法下载、恶意传播或用于商业目的等行为。一经发现，图书馆有权视情节追究责任，并可能采取包括但不限于冻结账户、永久封号等措施。由此产生的一切后果由用户自行承担。

请共同维护数字资源版权与校园网络环境。

发布日期：2026年4月

© 济宁医学院图书馆版权所有